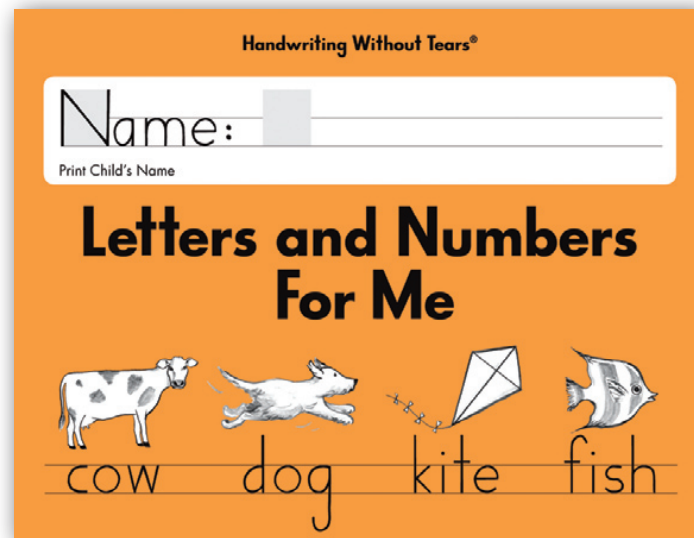


Welcome to Kindergarten



Dear Parents,

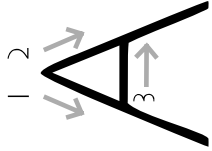
We are excited about the Kindergarten handwriting program we are using this school year. Handwriting Without Tears® (HWT) is a simple, developmentally based curriculum for printing. The program uses fun, multisensory techniques to teach letter formation and eliminate reversals of letters.

Throughout the school year, we will “build” capital letters with wood pieces. The *Letters and Numbers for Me* workbook helps students to print letters, words and simple sentences. Our goal is to make handwriting a natural and automatic skill. We are sending home information so that you’ll know what we’re teaching and how to help at home. Please let us know if you have any questions.

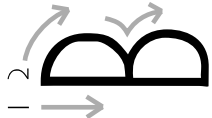
Sincerely,

P.S. If you would like more information about the Handwriting Without Tears® Kindergarten program, visit the Handwriting Without Tears® website: www.hwtears.com.

Handwriting Without Tears®



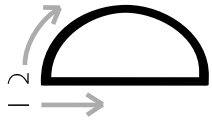
Big line
Big line
Little line



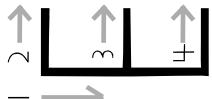
Big line
Little curve
Little curve



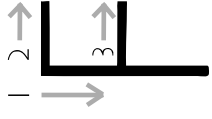
Big C curve



Big line
Big curve



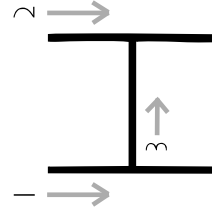
Big line
Little line
Little line
Little line



Big line
Little line
Little line



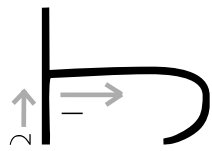
Big curve
Little line
Little line



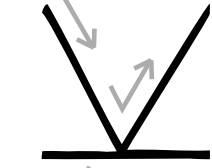
Big line
Big line
Little line



Big line
Little line
Little line



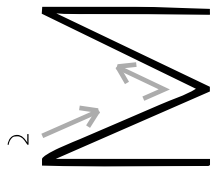
Big line
Turn
Little line



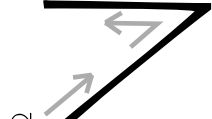
Big line
Little line
Little line



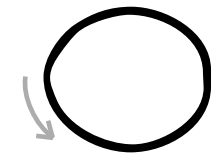
Big line
Little line



Big line
Big line
Big line
Big line



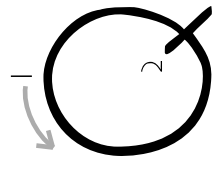
Big line
Big line
Big line



Big C curve
Keep going




Big C curve
Keep going



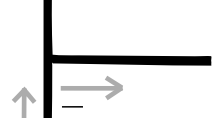
Big C curve
Keep going




Big line
Little curve
Little line



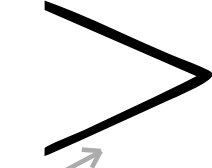
Little curve
Turn
Little curve



Big line
Little line




Big line
Turn
Big line



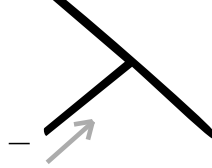
Big line
Big line



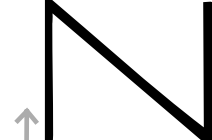
Big line
Big line
Big line
Big line



Big line
Big line



Little line
Big line



Little line
Big line
Little line

© 2008 Jan Z. Olsen Reprinted with permission of Handwriting Without Tears, Inc.

Handwriting Without Tears®

Magic c up like a bump back down bump

dive down swim up and over around bump

Magic c

Magic c up like a up higher back down bump

start hit the ball run the bases stop

At first, curve up. Then go straight down. up down cross

Magic c up like a bump back down

dive down swim up and over down

Dots for you! dot down

Dots for you! dot down turn

down bump the line kick! slide away

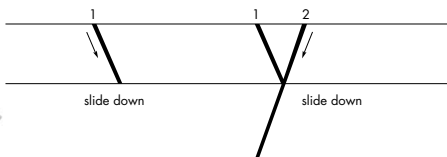
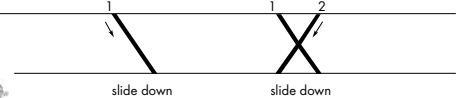
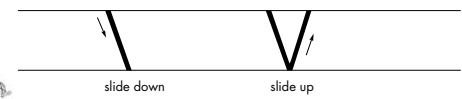
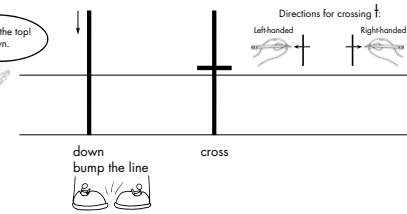
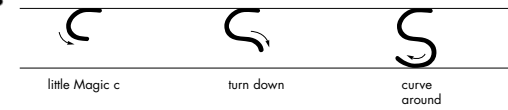
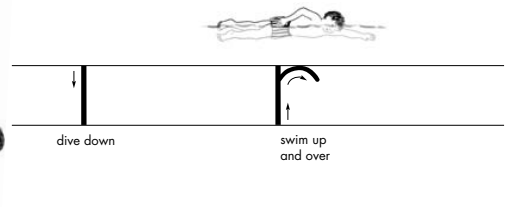

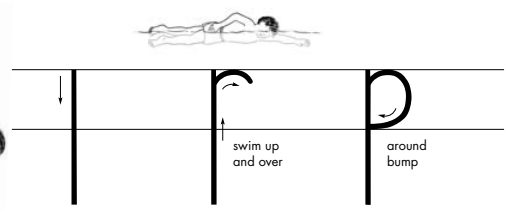
Start at the top! Go down. down bump the line

start with n swim up and over down m has two humps

dive down swim up and over down n has one hump

© 2008 Jan Z. Olsen Reprinted with permission of Handwriting Without Tears, Inc.


Handwriting Without Tears®



Handwriting Without Tears®



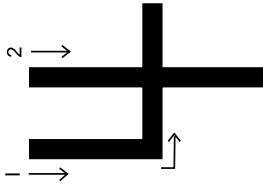
- 1 starts in the starting corner.
- 1 makes a big line down.
- 1 stops in the corner.



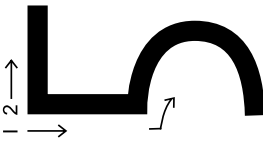
- 2 starts in the starting corner.
- 2 makes a big curve.
- 2 stops in the corner.
- 2 walks away on the bottom.



- 3 starts in the starting corner.
- 3 makes a little curve to the middle.
- 3 makes another little curve to the bottom corner.




- 4 starts in the starting corner.
- 4 makes a little line down to the middle.
- 4 walks across the dark night.
- 4 jumps to the top and says, "I did it." (big line down)



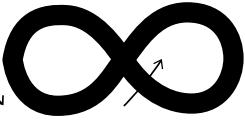
- 5 starts in the starting corner.
- 5 makes a little line down to the middle. It starts to rain.
- 5 makes a little curve around.
- 5 puts a little line on top to stop the rain.



- b starts in the starting corner.
- b is a baby bear.
- b goes down to curl up in the corner.
- b is hibernating.




- 7 starts in the starting corner.
- 7 makes a little line across the top.
- 7 says, "I better slide down."



- 8 is different.
- 8 doesn't like corners.
- 8 starts at the top center.
- 8 begins with S and then says, "I want to go home."



- 9 is so special.
- 9 has its own corner.
- 9 makes a little curve.
- 9 goes up to the corner.
- 9 makes a big line down.



- 10 uses two places.
- 1 comes first.
- 0 is next.
- 0 starts at the top center.
- 10 is finished.



© 2008 Jan Z. Olsen Reprinted with permission of Handwriting Without Tears, Inc.